

A SAFETY PLAN FOR THE ITASCA GUN CLUB SHOOTING RANGE

CONTENTS

Article 1	General	page 2
Article 2	Safety Planning	page 3 - 4
Article 3	Administrative Rules	page 5 - 6
Article 4	Gun Handling Rules *	page 7
Article 5	General Range Rules*	page 8-9
Article 6	Range Commands	page 10 - 12
Article 7	Emergency Procedures	page 13
Article 8	Definitions	page 14 - 17




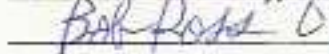
* Copies of Article 4 & 5 shall be circulated periodically at meetings and posted on the range bulletin board. All new members are to be given copies of these two articles.

This Range Safety Plan has been reviewed and approved by the executive board,

Officer

President Joe Oliver
Vice Pres. Joel Adamson
Secretary Pearl Timquist
Treasurer Bob Ross

Signature

 date: 3/19/2024
 date: 3/19/2024
 date: 3/19/2024
 date: 3/19/2024

A SAFETY PLAN FOR THE ITASCA GUN CLUB SHOOTING RANGE

1.01 ARTICLE 1. GENERAL

1.01.1 The primary purpose of this safety plan is to document the procedures for the operation of a safe and functional shooting range for the Itasca Gun Club. **This safety plan has been established to ensure the health and safety of those individuals who use or frequent this facility and the community at large.** It is a plan developed to assure the continuity of a facility through a concerted public relations effort.

1.01.2 This safety plan is a development of club management and range participating shooters together, involving a series of decisions for the development of this workable safety plan. It is patterned after the recommendations for a safety plan from the NRA range manual and edited for the unique requirements of the Itasca Gun Club shooting facility.

1.01.3 This plan shall be a continuous program to be applied and enforced throughout the life of the range operation. A properly designed and constructed physical plant does not guarantee a risk free operation, nor does a well-written document spelling out safety rules and regulations create a safe environment. The human element must be controlled through a positive action plan that combines both physical and psychological aspects into a cohesive, manageable operation. It is incumbent upon the range managers to understand the design principles involved in the range development so that this safety plan benefits the club operation and will be developed and used effectively. The following defines are the basic elements of the Itasca Gun Club Range Safety plan.

1.02 Assumptions

1.02.1 The term "safe range" is based on the assumption that all shooting takes place in the direction of the targets, that users always keep their firearms unloaded and actions open when arriving or departing a range; that firearms are always unloaded except when the shooter is in position on the firing line; that users will use only firearms with which they are familiar with and will always use the proper ammunition. There are more, but these assumptions are the basis of a good safety plan. Safety cannot be left to chance! The final step is to add enforcement. Enforcement ties the separate parts into a cohesive and workable safety plan. A range is only as safe as the manner in which it is used.

1.03 Control

1.03.1 Positive control assures that range facilities are used properly. Users must obey posted rules and regulations and conduct themselves in a responsible manner. Control of a facility implies that appropriate authority is bestowed upon range officers appointed to enforce the rules and regulations. Further, disciplinary action, such as reprimands, suspension or revocation of range privileges, may be necessary to correct errant behavior. **Range rules and regulations, shall be strictly enforced.**

1.04 Cross Reference

1.04.1 The general aims and purpose of the Itasca Gun Club are defined in the Articles of Incorporation and bylaws of the Itasca Gun Club .

ITASCA GUN CLUB
P.O. BOX 201 GRAND RAPIDS, MN. 55744

ARTICLE 2. SAFETY PLANNING

2.01 Introduction

2.01.1 The expression "safety is no accident" implies the necessity of planning. This plan is both a formal process by which safety is enhanced and a written document with a heading, date, preamble and terms. This document must be approved, signed, published, reviewed at specific intervals and distributed to all range users to study and use.

2.02 Planning for Safety

2.02.1 All elements of the plan are integrated as , package, and best described as "the Four E's": EVALUATE, ENGINEER, EDUCATE and ENFORCE.

2.02.2 The first step is to EVALUATE the shooting sports needs of the club. The specific shooting activities to be developed and range facility improvement shall be for rifle and pistol range use.

2.02.3 ENGINEERING development of the range is specifically to accommodate the shooting activity of the uses defined above. The use of the range facility outside its design limits violates accepted engineering practices and breeches the basic concept of the safety plan. The range management committee must understand this important concept, and will provide procedures for using the facility correctly and periodically review all rules and procedures to insure conformance with engineering standards.

2.02.4 It is necessary to EDUCATE all of those who use the facility. All new members shall be given a copy of the basic range user rules and a brief indoctrination of range safety procedures before being given gate access and allowed to use the range unsupervised. Each member shall sign a receipt that he or she has read and is familiar with the range rules and this safety plan.

2.02.5 A strong relationship exists among the Evaluation, Engineering and Education processes. ENFORCEMENT of all rules is essential to solidify the safety plan. A quality set of rules and regulations may be almost worthless without a means of assuring compliance by all users. This mechanism provides two types of control: Passive meaning a single shooter with no other supervision; or Active meaning either a range officer is in charge or instructors are on hand to maintain close control.

202.5.1 Passive control for individual members is practiced under normal procedures when no organized activities are being carried out on at the range. Passive control requires that a more thorough indoctrination of users be undertaken, along with instructions on the consequences of any violations.

202.5.2. Active control is the rule with any organized activity under the supervision of a range officer, activity administrator or marksmanship instructor. This will be common during the following club activities; deer season firearm sighting in program, youth firearms hunter safety training, other youth firearms training activities, organized Rifle matches, Pistol matches and organized Law Enforcement training, where all of which, active control is the rule.

202.5.3 Whatever type of control is utilized, this comprehensive set of rules and regulations must be supported with adequate enforcement procedures.

202.5.4 Again, all members shall be made aware that they and the club may be held responsible for the damage or injury caused by the failure to enforce these range rules and regulations.

ITASCA GUN CLUB
P.O. BOX 201 GRAND RAPIDS, MN. 55744

203 THE SAFETY PLAN

203.1 This safety plan stipulates how, when, why and by whom the facility will be used.

203.1.1 WHOM: The facility is open to all currently paid up club members who have read and are familiar with the range safety rules. The range may be open to the general public (Active Control) at certain times for specific activities (Deer Hunting Sighting In etc.) as scheduled by the club officers and when under the control of the range officer, designated club instructors, or administration personnel.

203.1.2 WHEN: The Outdoor range will be open for individual member activity (Passive Control) when no designated club scheduled event is in progress. The Indoor range will be open for scheduled activates. (Active control)

2.03.1.3 The terminology for this safety plan defines the terms that may often be loosely interpreted. See Section 5 for definitions of terminology.

2.03.1.4 This safety plan has the rules and regulations divided into categories, i.e., Article 3 Administrative Rules and Regulations, Article 4 Gun Handling Rules; and Article 5 General Range Rules.

2.03.1.5 Any exceptions to the rules or regulations must be carefully defined to avoid confusion. Exceptions are to be printed in a combined separate section, or directly after each rule to which a specific exception applies. A prime example is alcoholic beverages. **Alcoholic beverages are not allowed to be consumed on the premises.**

2.03.1.6. Any disciplinary action taken shall fit the offense with varying degrees of severity. Disciplinary action may range from a friendly warning to being ejected from the facility. Do not use physical force to eject an individual. The use of physical force may subject you to criminal charges and/or civil liability. Remember, without enforcement, the safety plan is worthless.

2.03.1.7 The Contents of Article 4 and 5 shall be conspicuously posted on range bulletin boards and announced at meetings if there are to be revisions or submitted recommendations for changes. A book with the full content of this Safety plan shall be kept in the range club house, available for any member to review.

2.03.1.8 This safety plan may be modified if deemed necessary by the executive committee. Suggestions by individual members may be submitted to the executive committee for their review. Any revisions or modifications to these rules shall be submitted through the club officers and presented to the general membership and voted on at a regular scheduled meeting and voted on by the members. Any changes voted and approved by the membership shall be posted as per item 2.03.1.7, above.

ARTICLE 3. GENERAL ADMINISTRATIVE REGULATIONS

3.01 Introduction

3.01.1 These Administrative Regulations define who does what, when, why and for what reason. This portion of the range safety document covers the organization and operation of the facility and is an important supplement to the regular safety rules and regulations.

3.02 General Categories

3.02.1 The Itasca Gun Club's charter, by-laws, and this safety plan are legal documents as required by national, state and local laws, regulations and guidelines. These documents establish the following:

- A. Who is authorized to use the facility.** Paid up members of the Itasca Gun Club and their immediate family members may use the range at any time (Passive Condition) that there is not a designated special event authorized by the club officers and the range committee. The range is open to members and their family and furthermore, may be open to non-members and the general public only during specific events (Active Condition) when scheduled by the club officers and the range committee.
- B. What method will be used to identify authorized personnel on the range?** All members shall have a current paid up membership card with them while on the range. They shall be ready to show it at any time if requested, to verify their qualification to use the range. Failure to show proof of current membership may require that person's removal from the site.
- C. The authority of range officials** is to carry out the rules and regulations and to enforce penalties.
- D. General use procedures of the facility**
 - 1. **Target availability:** During non scheduled open shooting (Passive Control) activities, individual shooters are required to furnish their own targets. During scheduled events (Active Control) targets will be furnished, and there will be a fee to cover their cost.
 - 2. Target holders for the range will be stored in the equipment shed. When using target holder place targets in such a manner as not to shoot up the frames .Shooters shall furnish their own targets, except for designated events. Targets shall be hung at elevations to insure the bullets impact in the immediate backstop. Each shooter is responsible for removing their targets and policing the range when they are through.
 - 3. **Shooting hours** shall be limited to the hours between 8:00 AM. to sunset.
 - 4. **Shooting activities allowed** are rifle and pistol of any caliber (regular and/or black powder) on the outdoor range. **Shotgun only is permitted** during law Enforcement Training and approved matches. **Shotguns with slugs** used for sighting-in are allowed. **Only .22 caliber rifle and nonmagnum pistols** with lead bullets will be allowed in the Indoor range.

ITASCA GUN CLUB
P.O. BOX 201 GRAND RAPIDS, MN. 55744

5. **Scheduled use of the facility.** Range activities scheduled by the range Officer and club officers have precedence over individual use. Such scheduled activities shall be confirmed by the acting range officer and posted on the club internet calendar. Training activities are an important part of the scheduled use, e.g., hunter education, shall have precedence over other planned activities.
6. **Individual usage** is not to be by reservation, but on a first come basis. If other individuals show up for range use, cooperation and share time between parties is required.
7. **Alcoholic beverage consumption on the property is prohibited.**
8. **Other organizations use the facility:** Training activities are an important part of the scheduled use, e.g., hunter education, law enforcement qualification etc. Non member organizations may be scheduled for range use if approved by the range officer, and approved by the members at a prior monthly meeting. Such scheduled use shall be posted at the range bulletin board. The outside organization shall have a qualified range officer in control of their activity on site during the full period of the activity. He or she shall be totally responsible for safety of procedures and for the following clean up and securing the site.
9. **Pet Control:** All Pets shall be leashed or under the total control of their owner at all times any firing activities are taking place on the site,
10. **Transportation of firearms** shall be in strict conformance with state law to which all firearms must be unloaded and cased when in a motor vehicle. When at the site and removed from the vehicle they shall remain cased until online ready to shoot.
11. **Buildings and grounds maintenance:** The Itasca Gun Club is a relatively small group of men and women, many of which are interested in the shooting sports. The building and ground maintenance is strictly a volunteer service performed by the members. Each member who uses the range has a responsibility to assist in this volunteer service. As an immediate effect when using the range, each member shall clean up and police the range in the area he or she uses. In addition, if there are deficiencies noted in the general facility that require maintenance, this person should make a point of informing the range Officer of such so it can be repaired during organized work parties. All range users are obligated to assist in these volunteer work parties when scheduled.
12. **Food Service on the grounds:** There is no food service on the grounds, except as occasionally planned for scheduled events. Users are responsible for clean up.
13. **Parking:** All facility users shall park in the designated parking areas. No parking is to obstruct any of the shooting areas.

ARTICLE 4 GUN HANDLING RULES:

4.01 **Each individual member is responsible for knowledge of and strict adherence to these BASIC GUN HANDLING RULES.** Each member also has the responsibility to insure that others on the range adhere to these rules. Safe gun handling is essential and the responsibility of all range users.

4.01.1 The following Gun handling rules are of primary importance. They shall be prominently displayed on the range and a copy shall be available for all members.

A. ALWAYS KEEP THE GUN POINTED IN A SAFE DIRECTION.

B. ALWAYS KEEP THE ACTION OPEN AND FIREARM UNLOADED UNTIL READY TO USE. On a firing range this means the shooters are in position on the firing line and the range has been cleared for live firing.

C. ALWAYS KEEP YOUR FINGER OFF THE TRIGGER UNTIL READY TO SHOOT, and outside the trigger guard, until ready to fire or until the command "Commence Firing" has been given.

D. KNOW YOUR TARGET AND WHAT IS BEYOND. When on shooting ranges, be mindful also of adjacent areas and act accordingly.

E. BE SURE THE GUN IS SAFE TO OPERATE.

F. KNOW HOW TO USE THE GUN SAFELY.

G. USE ONLY THE CORRECT AMMUNITION FOR YOUR GUN. When at a shooting range with more than one firearm, use one at a time and when finished, store that firearm and its ammunition before using the next one.

H. WEAR EAR AND EYE PROTECTION.

I. NEVER USE ALCOHOL OR DRUGS BEFORE OR WHILE SHOOTING.

J. STORE GUNS SO THEY ARE NOT ACCESSIBLE TO UNAUTHORIZED PERSONS.

K. SPECIAL CONDITIONS FOR PARTICULAR FIREARMS. Be aware that certain *types* of guns and many shooting activities require additional safety precautions. For example the special precautions required when charging powder to muzzle loaders etc. to prevent accidental discharge when loading. All shooters shall be adequately trained and informed of the proper use of their firearm before being allowed to use it on this range system.

L. While at the indoor range, all firearms will remain cased during movement between classroom, ready room and on the range. All cased firearms will be put on the firing line shelf by the shooter of the lane they select. The proper ammunition will be removed, then the gun uncased and the case removed from the firing line.

M. Upon completion of firing, whether changing firearms or completion of shooting time, the case/bag will be put back onto the firing line shelf, firearm recased then shooter will leave the range or swap out pistol and correct ammunition.

ARTICLE 5 GENERAL RANGE RULES:

5.01 General Range Rules: Each individual member or range user is responsible for strict adherence to these GENERAL RANGE RULES. Each member shall also be responsible to insure that others on the range adhere to these rules. Safe gun handling is the responsibility of all range users.

- a. **Know and obey all range commands.**
- b. **Know where others are at all times.**
- c. **Shoot only at authorized targets.**
- d. **At any time the command “Cease Fire, Cease Fire, Cease Fire” is given or heard, the shooter shall immediately remove their finger from the trigger, open their firearm action, unload and ground the firearm.**
- e. **Ground level targets are not authorized without a proper backstop.** Maintain the proper target height to ensure that the fired projectile, after passing through the target, hits the desired portion of the backstop. This will reduce the possibility of ricochets and projectiles escaping the property.
- f. **Designate a range officer when none is present or assigned, if more than one person is using the range at one time.**
- g. **No one shall go in front of the firing line or shooting point while the range is “hot” with other persons or person shooting or preparing to shoot, or if any firearm is on the line that is not unloaded or with the action closed.**
- h. **Unload, open the action, remove the magazine and ground and/or bench all firearms during a cease-fire.**
- i. **Do NOT handle any firearm or stand at the firing line where firearms are present while others are down range.**
- j. **Always keep the muzzle of a loaded firearm pointed down range.** Never allow the muzzle to point in any direction whereby an inadvertent discharge would allow the escape of a projectile into an outer area.
- k. **All youth under the age of 18 shall have a parent or guardian with them while on the range under “Passive Control” conditions.**
- l. **Pick up all trash, used targets and empty brass on the rifle and Pistol range.** Pick up all trash in other areas and dispose in proper waste containers. Keep a clean range.
- m. **Lock the gate and all building facilities before leaving the site.**
- n. **Hygiene guidelines (Shooting and cleaning guns)**

ITASCA GUN CLUB
P.O. BOX 201 GRAND RAPIDS, MN. 55744

Refrain from eating, drinking, smoking, applying makeup or placing your hands in proximity to your mouth or nose while on the range or cleaning a gun.

Change and wash clothing after a shooting or gun cleaning session to minimize exposure to airborne particulate lead or solvent and cleaning product residues.

There is NO Smoking at the indoor range.

- o. Exploding targets are not allowed at our range.** Such as Tannerite or others.
- p. Immediately notify Chief Range Officer of any damage caused by you or by others so it can be fixed before the next event.**

ARTICLE 6. GENERAL RANGE COMMANDS

6.01 Purpose

6.01.1 The purpose of range commands is to provide concise, clear and standard methods of range operation. This provides the shooters or participants with easy to understand guidelines and enhances safety.

6.02 Superseding Commands

6.02.1 All sanctioned competitions and many organizations have standardized range commands which may supersede the commands contained herein. The following are offered only as a guide in developing a range safety plan document.

6.03 Suggested Basic Range Commands

6.03.1 Any range or shooting organization that does not have prescribed range commands or does not desire to develop their own should use the commands given in the applicable rule book as published by the NRA or other shooting sports governing body. The following commands are a guide from which to develop commands for a particular use.

6.03.2 The following commands are provided along with their purpose and a description of the action that should result. All commands are given by a designated range or safety official, except for cease-fire or misfire. A cease-fire may be called by anyone detecting an unsafe situation. In the event of a misfire, the shooter experiencing the difficulty should alert the range officer immediately. If a range officer is not formally assigned, then participants should mutually designate a person to perform the function.

6.04 Commands and Actions

6.04.1 To indicate EMERGENCY OR HAZARDOUS CONDITIONS – All ranges!

a. Command: CEASE FIRE!

Purpose: To stop all shooting routinely or, in case of emergency, immediately

Action: Participants immediately stop shooting, continue to keep the muzzle pointed down range, remove finger from within the trigger guard, unload and clear the firearm and await further instructions from the range officer.

b. Command: HANG FIRE!

Purpose: To notify the range officer and other participants that a round did not fire when the trigger was pulled

Action: (1) The shooter experiencing the misfire continues to keep the firearm pointed down range, removes the finger from within the trigger guard and awaits further instructions. (2) The range officer may or may not call a general cease-fire depending upon the situation. (3) Shooters immediately adjacent to the misfire should cease fire, unload, open and either ground or bench their firearms and step back from the line. (4) The remaining shooters may continue to fire as directed by a range officer or may cease fire at their option and await further instructions.

ITASCA GUN CLUB
P.O. BOX 201 GRAND RAPIDS, MN. 55744

6.04.2 Preparing the range for live firing - Rifle and Pistol Ranges

a. Command: "LOAD!" (optional for training)

Purpose: To notify participants that they can load the prescribed number of rounds. For muzzleloaders, the commands are somewhat different. The command to "Commence Firing" is given after which the participants will snap a minimum of three caps prior to loading the firearm. The command "load" is not for muzzle loading shooters.

Action: Participants will load the prescribed number of rounds and stand ready for the next command.

b. Command: "IS THE LINE READY!"

Purpose: To determine if all shooters along the line are ready.

Action: All shooters not ready should indicate their status to the range officer. Sufficient time will be allowed for the shooter to complete his preparation.

c. Command: "READY ON THE RIGHT!"

Purpose: To declare that the shooters have indicated they are ready.

Action: Any shooter not ready at this command may chose to either alert the line officer that he is not ready or to complete the process of getting ready before the final command has been given.

d- Command: "READY ON THE LEFT!"

Purpose: To continue the command prior to giving the commence firing command.

Action: Same as subparagraph 6.04.2.c

e. Command: "READY ON THE FIRING LINE!"

Purpose: To notify all participants that the range is about to be under live fire and that if anyone is not ready at this point, he should call a range officer; otherwise, await the next command.

Action: Participants simply await the next command.

f. Command: "COMMENCE FIRING!"

Purpose: To declare the range formally open for live fire.

Action: The participants may commence the prescribed course of fire. Muzzleloaders may snap caps prior to loading. No muzzleloader may be loaded before the command to fire has been given.

ITASCA GUN CLUB
P.O. BOX 201 GRAND RAPIDS, MN. 55744

6.04.3 Firing Period

Firing shall continue until a predetermined time period has lapsed or until all participants have completed the prescribed course of fire. During informal shooting events, participants when finished firing should simply **open the action**, clear the firearm, bench or ground the firearm and step back behind the line and wait until all shooters have completed the event. After this, a mutually agreed upon cease-fire is called.

6.04.4 To stop firing and declare the range safe

- a. Command: **"SHOOTERS YOU HAVE (X) NUMBER OF MINUTES LEFT TO COMPLETE THE COURSE OF FIRE or SHOOTERS FIRE YOUR REMAINING ROUNDS."**

Purpose: To alert all shooters that a general cease-fire is about to be called and to allow the slower shooters to complete the course of fire. Those that have completed the day's activities may put away their equipment. In the event there are rounds remaining that have not been fired, the shooter, upon the command "Cease Fire" simply unloads, clears and grounds or benches his firearm.

- b. Command: **"CEASE FIRE, CEASE FIRE, CEASE FIRE!"**

Purpose: To stop all firing.

Action: All participants shall unload, open, remove magazines and bench or ground all firearms. And if activities are complete for the day, step back from the line or clear the area by packing away firearms, ammunition, other gear and cleaning up the area.

- c. Command: **"SNAP CAPS!"** (Muzzleloading only)

Purpose: To assure that the flash hole is open and the barrel is free of any material (oil) capable of causing a hangfire. In some events, this command is also used to determine if all firearms are unloaded. In others, safety precautions require the guns to be uncapped, unprimed with hammers down prior to leaving the line.

Action: All participants using percussion type muzzleloaders shall step up to the firing line, affix a primer cap, point the firearm down range and "snap" the cap.

- d. Command: **"RANGE IS CLEAR!"**

Purpose: To alert all shooters along the line that travel beyond the firing line for purposes of target change or retrieval, the removal of brass and trash is approved-

Action: Participants may move down range as directed or desired to change, remove targets or to clean up. The next relay shall not take up positions on the firing line until told to do so. Participants not going down range are to stand back from the firing line and away from firearms. **NO firearm will be handled while others are down range.**

ARTICLE 7. EMERGENCY PROCEDURES

7.01 Purpose

7.01.1 The purpose of Emergency Procedures are to lessen confusion by having a well- rehearsed emergency plan to insure better response time and proper care for the ill or injured person which may also reduce insurance premiums.

7.02 Standardize action steps

7.02.1 Standardize action steps and the sequence in which they should be performed.

1. Take charge of the situation.
2. Call for help, 911, if required.
3. Render aid, within the scope of your training.
4. Direct medical help to the location of injured person.
5. Under no circumstance does anyone leave the range until released by RSO or Sheriffs dept!
5. Take notes, pictures and fill out Itasca Gun Club Injury-Accident Report Form.

7.02.2 Take charge of the situation.

Cease firing, unload and stay in place, evaluate the situation, minor injury or major injury?

If major injury, call 911 for help immediately. Note it will take the ambulance 20-30 minutes to arrive at Itasca Gun Club.

Designate helpers if necessary to direct emergency vehicles, take notes, gather witness's names and statements, record time and action taken during emergency.

7.02.3 Calling for help.

Give the emergency dispatcher the necessary information;

Your name

Your location and address

The phone number you are calling from

What has happened?

How many people are injured; condition of injured and what help is being given them

Location of person who will direct help to the scene. Don't hang up first.

7.02.4 Render Aid

Ask if anyone on the range is EMS qualified and are they willing to help?

RSO should have basic First Aid and CPR training. You should act in a reasonable and prudent manner when performing any type of aid to an injured person.

7.02.5 Direct Medical Help to Location, Escort Ambulance

Position one or more persons to direct the emergency vehicle:

On the main road entrance of the facility

On the road to the range

Outside the building

7.02.6 Documentation-Take Notes

Have someone take notes on the time and actions which were taken.

Take statements from all personal within the incident area.

Complete the Itasca Gun Club Injury-Accident Report Form.

Notify the Sheriff's office of any gunshot injuries.

Notify club officers as soon as possible.

7.02.7 Take Pictures

Delegate someone to take pictures of EVERYTHING related to the incident.

The firearm and ammunition

Surrounding area damage

Pictures of individual(s) and witnesses.

ARTICLE. 8 . DEFINITIONS

8.01 Clarification of Terms

8.01.1 Certain words, terms and phrases have meanings beyond those found in dictionaries, especially when used technically to refer to a specific activity or business. The shooting sports are no exception- The following definitions clarify the use of these terms throughout this Safety Plan. Please note that these definitions are not legal or statutory definitions; i.e., they should not be used in order to determine compliance with the law. You must look to the specific applicable federal, state or local law, statute, ordinance and/or regulation in order to determine the legal definition of a term in order to determine compliance with the law.

8.02 Definitions

Action: The "working mechanism" of a firearm that loads, fires, extracts and ejects a spent cartridge, and in some instances, reloads a new cartridge.

Backstop: A device constructed to stop or redirect bullets fired on a range.

Baffles: Barriers to contain bullets and to reduce, redirect or suppress sound waves. Baffles are placed either overhead, alongside or at ground level to restrict or interrupt errant or off-the-target shots.

Ballistics: The study of what happens to moving projectiles in the barrel and in flight-their trajectory, force, impact and penetration. The study is divided into three sections: internal, external and terminal. "Internal" refers to what happens inside the barrel before the bullet or shot leaves the muzzle. "External" is what happens after the bullet or shot leaves the barrel and travels to its final point of impact. "Terminal" is what happens to the bullet or shot at the final point of impact.

Ballistic Coefficient: A number which indicates how a bullet's shape, length, weight, diameter and nose design affect its stability, velocity and range against air resistance.

Barrel: The metal tube of a gun made from iron or steel, through which the bullet or shot charge passes when the gun is fired.

Berm: An embankment used for restricting bullets to a given area, or as a protective or dividing wall between ranges.

Black powder: A finely ground mixture of three basic ingredients sulfur, charcoal (carbon), and saltpeter (potassium nitrate). Often used to refer to black powder substitutes, such as Pyrodex.40

Breech: The rear end of the barrel. In modern arms, the portion of the barrel into which the cartridge is inserted, see Chamber

Breechloader: A firearm loaded through the breech.

Bullet: A single projectile fired from a firearm.

Bullet Trap: A device designed to trap or capture the entire bullet and fragments as opposed to redirecting the projectile into a water or sand pit.

Cartridge: A self-contained unitized round of ammunition that is made up of a case, a primer, powder and a bullet. The case is usually made from brass but may be steel, metal alloy or plastic.

ITASCA GUN CLUB
P.O. BOX 201 GRAND RAPIDS, MN. 55744

Chamber: The enlarged portion of the barrel at the breech in which the cartridge is placed ready for firing.

Direct Fire Zone: The area on a shooting range established according to the relationship of the shooting position and target position. Typically set up on a one-to-one basis (one target to each firing point).

Discipline: A means of enforcing rules, including procedure, penalties and administrative processes. Also, a field of study or a type of shooting practice or competition.

Escalator Trap: A steel plate structure used as a bullet trap on indoor and outdoor ranges, designed to slope away from the bullet impact so that the bullet, upon striking the plate, will be directed upward along the surface into a swirl chamber where remaining bullet energy is expended.

Firearm: A term used to describe any gun, usually small, from which a bullet is propelled by means of hot gasses generated by burning powder (usually smokeless or black powder).

Firing Distance: The distance between the firing line and the target line.

Firing Line: A line parallel to the targets from where firearms are discharged.

Firing Position (Point): An area directly behind the firing line having a specified width and depth that is occupied by a shooter, his equipment and, if appropriate, an instructor or coach.

Firing Range: (1) A facility designed for the purpose of providing a place on which to discharge firearms, shoot air guns and/or archery equipment; (2) May refer to several ranges constructed in a complex.

Firing Range Complex: A grouping of two or more ranges of differing types, purposes or firing distances located at a single site location or property. It may include club houses, parking facilities and other related structures.

Flying M: NRA-sanctioned action pistol shooting event Timed-Man-Against-Man.

Handgun: A term used to describe pistols, either auto-loading, single shot or cylinder types held in one or two hands with no other support, such as a shoulder stock, etc.

Horizontal Bullet Catcher (Eyebrow Catcher): A device installed along a backstop, a berm, or on the range floor, and designed to capture ricocheting projectiles. More frequently used on backstop areas where the slope does not positively contain bullets.

Impact Area: That area in a backstop or bullet trap directly behind the target where bullets are expected to impact. The term may also refer to an area down range of an outdoor range where bullets will impact if not captured in a backstop.

Line of Sight: An imaginary straight line from the eye through the sights of a firearm to the target.

Magazine: The part of a repeating firearm which holds the cartridges in position ready to be loaded one at a time into the chamber. The magazine may be an integral part of a firearm or a separate device attached to the action.

Misfire: Failure of a cartridge to discharge after the firearm's firing pin has struck the primer. Also referred to as a hangfire.

Muzzle: The forward end of a barrel.

ITASCA GUN CLUB
P.O. BOX 201 GRAND RAPIDS, MN. 55744

Muzzleloader: Any of a number of firearms (pistols, rifles and shotguns) designed to be loaded from the muzzle end of the firearm or barrel. The term is often used loosely to refer to firearms loaded from the forward end of a swing out breech.

Muzzle Velocity: The velocity of a projectile as it exits the muzzle of a firearm.

Noise: The sensation perceived by the sense of hearing. Unwanted sound is referred to as noise.

Pistol: A firearm capable of being held, aimed and fired with one hand. Also known as a revolver or a handgun.

Plinking: Informal shooting at any of a variety of inanimate targets.

Range: The distance traveled by a projectile from the firearm to a final impact point. Three terms apply to range: "pointblank," "effective" and "maximum". For the purposes of shooting range design, pointblank range refers to distances less than five yards; effective range means the greatest distance a projectile will travel with accuracy; maximum range means the maximum distance a projectile will travel.

Rifle: (1) A modern firearm designed to be fired from the shoulder generally having a barrel more than 16 inches long. Its main characteristic is a rifled (grooved) barrel that imparts a spin to a single projectile as it travels through the bore. (2) Some rifles designed for military or law enforcement use may have a pistol grip stock in lieu of a shoulder stock.

Rimfire: A cartridge ignited by priming compound distributed around the inside of its rim.

Rules and Regulations: Standards used in the operation of a shooting range. Rules and regulations are set up to govern the method of range operation to include health and safety. The violation of range rules and regulations generally carries penalties enforced by operations personnel.

Safety Baffles: Vertical or sloping barriers designed to prevent a projectile from traveling into an undesired area or direction. Most often used to prevent bullets from leaving a confined area (the range proper).

Shotgun: (1) A firearm designed to be fired from the shoulder with a smoothbore barrel that fires shotshells possessing a varying number of round pellets. (2) Some barrels are designed to be used with rifled slugs, most generally having smoothbores, but in rare cases may be rifled. (3) Law enforcement and military shotguns may have a pistol grip stock in lieu of a shoulder stock.

Shotshell: A cartridge, designed to be used in shotguns. A unitized round of ammunition is comprised of a hull or shell, a primer, powder, shot cup or wad and shot. Shells are normally constructed from plastic or paper.

Small Arms: Firearms that may be both carried and discharged by one person, as opposed to artillery pieces. Small arms are not subject to precise definitions, but the term usually includes rifles, handguns (pistols), shotguns, submachine guns and machine guns.

Smallbore: NRA-sanctioned shooting event using .22 rimfire rifles on bullseye targets.

Target Line: A line parallel to the firing line along which targets are placed.

Trajectory: The path a projectile travels from the muzzle to the point of impact.

Velocity: The speed at which a projectile travels. (Usually measured in feet per second or meters per second.)

Venetian Blind Trap: A steel trap that has a series of angled plates, 45 degrees or less, sloping to the rear and toward the bullet impact area and installed in a vertical fashion as to resemble a Venetian Blind. The bullets are directed upon impact into a chamber located at the bottom of the

ITASCA GUN CLUB
P.O. BOX 201 GRAND RAPIDS, MN. 55744

device, where remaining velocity and energy are expended. The chamber provides easy access for lead removal.

8.03 Abbreviations

8.03.1 Technical Terminology

ANSI - American National Standards Institute

ASTM - American Society for Testing and Materials ATA - Amateur Trap Shooting Association

B.H.N. - Brinell hardness number; a standard used to measure relative surface hardness (temper) of metals or alloys. Not to be confused with the strength of a metal.

C.F.M. - Cubic feet per minute; a volumetric measurement used to size fans and duct work.

DOD - Department of Defense

EPA - Environmental Protection Agency

F.C. - Foot candles; a measure of luminosity (the amount of light) as measured at any point, located a specific distance from a given light source. Light levels usually vary according to the distance from a source. Metric equivalent is stated in Lux. 1 footcandle equals 10.76 lux.

F.P.M. - Feet per minute; a measurement of air velocity used in calculating C.F.M. requirements.

HUD - Department of Housing and Urban Development

HVAC - Heating, Ventilation, and Air Conditioning

Lux - a metric measure of luminosity (the amount of light) as measured at any point, located a specific distance from a given light source. Light levels usually vary according to the distance from a source. English equivalent is stated in footcandles (fc) 10.76 lux equals 1 footcandle.

NSSA National Skeet Shooting Association

OSHA Occupational Safety and Health Administration

P.E.L. Permissible Exposure Level; a standard level of exposure to noise or lead levels set by government regulations.

PVC - Poly Vinyl Chloride

T.W.A. - Time Weighted Average; an average exposure calculated over a specific time period, such as eight hours. Used to calculate the P.E.L. for lead or noise exposure to workers on ranges.

UIT - Union Internationale

March 4, 2013

March 19, 2024